


ISBN: 978-93-340-5589-4




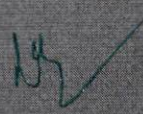
NATIONAL CONFERENCE  
on  
**INNOVATIVE RESEARCH IN  
PHARMACEUTICAL SCIENCES,  
BIOSCIENCES AND MEDICAL SCIENCES**  
**IRPBMS-2024**

Theme of conference:  
Bridging the gap between academics and Industry

13<sup>th</sup>-15<sup>th</sup> June 2024

Organized by  
MB School of Pharmaceutical Sciences,  
Mohan Babu University



  
PRINCIPAL  
NARAYANA PHARMACY COLLEGE  
NELLORE - 524 002

PIDNO: PY20

95      **FORMULATION & EVALUATION OF POLYHERBAL FRUIT PEEL  
SHAMPOO**

Pasumarthy Sree Mahalakshmi<sup>1</sup>, Dr. Krishnaveni Manubolu<sup>2</sup>, Dr. Shanmugam Vippamakula<sup>3</sup>

<sup>1</sup>Assistant Professor, Department of Pharmacology, Narayana Pharmacy College, Chinthareddy  
Palem, Nellore, A.P, India

<sup>2</sup>Associate Professor, Department of Pharmaceutics, Narayana Pharmacy College,  
Chinthareddy Palem, Nellore, A.P, India.

<sup>3</sup>Professor, MB School of Pharmaceutical Sciences, Mohan Babu University, Tirupati, A.P,  
India.

**ABSTRACT:**

Scalp disorders are now-a-days affecting all the ages of people. Different types of Scalp disorders include dandruff, seborrheic dermatitis and even parasitic infections like Pediculosis capitis. Various microbes (Bacteria and Fungi) and Non-microbes are responsible for the scalp disorders. The study intends to formulate and evaluate the polyherbal fruit peel Shampoo. The prepared formulation not only cleans the dirt and dandruff but also makes hair soft and lustrous and promotes hair growth. The formulation eliminates the use of harmful chemical ingredients that damages hair. The formulation uses various fruit peel such as Pomegranate, Banana, grapes, oranges for preparing shampoos with the additives such as SLS, gelatin, sodium benzoate which acts as surfactants, viscosity modifiers and preservatives. The formulated shampoo was subjected to evaluation parameters like visual inspection, pH, viscosity, dirt dispersion, surface tension, foaming ability, foam stability, antimicrobial test and stability studies, etc. The major goal of the present study is to formulate and evaluate shampoo for treating various hair issues. Invitro anti-bacterial activity was done against *Staphylococcus epidermidis* MTCC-435. Zone of Inhibition was found to be 9.5mm at 250µg/ml. The formulated shampoo has anti-bacterial activity and it is used in treating scalp problems which cannot be completely eliminated but can only be managed and effectively controlled.

**Key Words:** Fruit peels, Staphylococcus, Shampoo, Scalp disorders, Herbal products

  
PRINCIPAL  
NARAYANA PHARMACY COLLEGE  
NELLORE - 524 002

ISBN: 978-93-340-5589-4



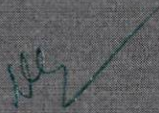
NATIONAL CONFERENCE  
on  
**INNOVATIVE RESEARCH IN  
PHARMACEUTICAL SCIENCES,  
BIOSCIENCES AND MEDICAL SCIENCES**  
**IRPBMS-2024**

Theme of conference:  
Bridging the gap between academics and Industry

13<sup>th</sup>–15<sup>th</sup> June 2024

Organized by  
MB School of Pharmaceutical Sciences,  
Mohan Babu University



  
PRINCIPAL  
NARAYANA PHARMACY COLLEGE  
NELLORE - 524 002

PIDNO: PY21

105 **COMPARATIVE PHYTOCHEMICAL INVESTIGATION AND  
EVALUATION OF IN VITRO ANTI-INFLAMMATORY ACTIVITY OF  
DIFFERENT HERBAL EXTRACTS**

Mallam Salma, Shaik Moheeth, Vadanala Anudeepthi, Vadanala Anupama, Vemula Yamini,  
Guttikonda Udaya\*

Department of Pharmacognosy, Narayana Pharmacy College, Nellore  
Correspondence author: Guttikonda Udaya, Email id: [guttikonda.udaya1@gmail.com](mailto:guttikonda.udaya1@gmail.com)

**ABSTRACT**

In Ayurveda, many natural plant compounds are used to inhibit inflammatory pathways for centuries with fewer side effects. Inflammation is a defense mechanism that enables the body to protect itself against infection, burn, toxic chemical allergens or any other harmful stimuli. Denaturation of protein causes production of auto-antigens in conditions such as rheumatoid arthritis, cancer and diabetes which are conditions of inflammation. Hence, by inhibition of protein denaturation, inflammatory activity can also be inhibited. Egg albumin method provides a cheap alternative method of testing the anti-inflammatory activity of herbal medicine. Hence in the present study different aqueous extracts from plants- *Lantana camara* (leaf), *Tagetes erecta* (flower), *Azardirachta indica* (leaf) and *Muntingia calabura* (leaf) and Hydroalcoholic extract from *Calotropis procera* (leaf) were prepared and evaluated for presence of various phytochemicals and *in vitro* anti-inflammatory activity. Aqueous extract of *Lantana camara* showed the presence of carbohydrates, proteins, Tannins, phenols, flavonoids and glycosides. Aqueous extract of *Azardirachta indica* exhibited the presence of carbohydrates, proteins, alkaloids, Tannins, phenols and glycosides. Whereas *Muntingia calabura*, *Tagetes erecta* and *Calotropis procera* were reported to contain all these phytoconstituents. In the present investigation, two types of drugs-NSAID-Ibuprofen and steroid- Prednisolone were used as reference. Concluding the results, among all the extracts tested for activity the highest % inhibition rates were observed for Neem extracts followed by Calotropis and Marigold at a concentration of 1000µg/ml. Extracts exhibited % inhibition in a dose dependent manner. The incorporation of these three extracts in the polyherbal formulation could be a novel treatment strategy for various inflammatory ailments.

**Keywords:** Denaturation, *in vitro*, Anti-inflammatory activity, Egg Albumin, Phytochemicals



PRINCIPAL  
NARAYANA PHARMACY COLLEGE  
NELLORE - 524 002

ISBN Number: 978-93-340-5589-4

## CHAPTER 4

# AND BIOLOGICAL METALLIC NANOPARTICLES APPLICATION IN ANTIVIRAL ACTIVITY AND DRUG DELIVERY

Sujatha Sanneboina<sup>a</sup>, Kishore Kumar Kadimpati<sup>a</sup>, Sridevi Ayla<sup>b</sup>, Narasimha Golla<sup>c,\*</sup>

<sup>a</sup>Department of Pharmaceutical Biotechnology, Narayana Pharmacy College, Nellore, JNTUA, India-524002.

<sup>b</sup>DBT-Bionest Centre, Sri Padmavathi Mahila, Visvavidyalayam, Tirupati, India-517502.

<sup>c</sup>Department of Virology, Sri Venkateswara University, Tirupati, India-517502.

**Corresponding contact:** Dr. Narasimha Golla, Department of Virology, Sri Venkateswara University, Tirupati, India-517502, dr.g.narasimha@gmail.com

**4.1. Abstract.** Nanobiotechnology is science of nanoparticle synthesis by using biotechnological applications in biology, physics, engineering, drug delivery, diagnostics and chemistry. The inorganic/organic nanoparticles application as pharmaceutical delivery systems has become extensive in last two decades. The applications of nanomaterials, especially of silver, zinc, copper, gold and platinum are emerging and nanomedicine is now rapidly growing field that uses nanotechnology to boost applications in pharmaceuticals, drug delivery systems and diagnostic purposes. The need for nanoparticles has been well-observed by scientists in recent times due to their various superior features i.e. controlled release of drugs, low adverse reactions, shielding of active drug from degradation (gut enzymes, liposomal enzymes), targeted drug delivery & improves therapeutic index. Nanoparticulate drug delivery systems may alter the drug release kinetics, improves bioavailability, enhances the efficacy and diminish the treatment costs. In this chapter various phytopharmaceutical, metallic and polymeric nanoparticles for synthetic drugs and their synthetic/ biosynthetic characterization procedures were explained. The drug loaded nanoparticles (polymers) are used to reduce the adverse effects, absorption and bioavailability enhancement of the drug (proper dosage and regime) for virus eradication in human beings. The commercialization of developed novel nanoparticles/drug loaded polymeric nanoparticles delivery systems are required to eradicate virus with improved safety measures in the humans with affordable cost.

**Keywords:** Nanotechnology, metallic nanoparticles, polymeric nanoparticles, antiviral, S-protein



A handwritten signature in blue ink, appearing to read "Narasimha Golla".

PRINCIPAL  
NARAYANA PHARMACY COLLEGE  
NELLORE - 524 002

## Chapter 5

# Microalgae as an Efficient Feedstock Biomass for Biofuel Production



Kishore Kumar Kadimpati, Sujatha Sanneboina, Narasimha Golla,  
Sridevi Ayla, Ramesh Kumpati, and Wojciech Skarka

**Abstract** Solar, biomass, and wind are the main renewable energy resources to fulfill the need of modern society. Biofuels include bio-diesel, bio-methane, bio-ethanol, bio-methanol, bio-ethers, and bio-hydrogen. The nonfood feedstocks such as agricultural wastes, municipal wastes, microalgae, and other microbial sources are most suitable to produce biofuels. Microalgae cultivation for biofuel production can utilize the wastewater as substrate, reduces the greenhouse effect (sequestration of CO<sub>2</sub>), and also releases O<sub>2</sub>. By utilizing this technology, one can produce bio-ethanol, bio-methanol, biodiesel, and bio-hydrogen along with oxygen release. Microalgae contemplated as substrates for the generation of bio-diesel together with other sources of biomass, such as lignin-cellulose materials, organic wastes that are characterized by high yielding potential, are not utilized as a source of human food. Various steps involved in the bioprocessing of the valuable products and downstream processing techniques along with their merits and demerits have been revealed in this chapter.

**Keywords** Microalgae · Lipid productivity · Photobioreactors · Circular economy

---

K. K. Kadimpati · S. Sanneboina  
Department of Pharmaceutical Biotechnology, Narayana Pharmacy College, Nellore, Andhra Pradesh, India

N. Golla (✉)  
Applied Microbiology Laboratory, Department of Virology, Sri Venkateswara University, Tirupathi, Andhra Pradesh, India

S. Ayla · R. Kumpati  
DBT-Bionext, Sri Padmavathi Mahila University, Tirupathi, Andhra Pradesh, India

W. Skarka  
Department of Fundamentals of Machinery Design, Silesian University of Technology, Gliwice, Poland

© Springer Nature Singapore Pte Ltd. 2020  
N. Srivastava et al. (eds.), *Microbial Strategies for Techno-economic Biofuel Production*, Clean Energy Production Technologies,  
[https://doi.org/10.1007/978-981-15-7190-9\\_5](https://doi.org/10.1007/978-981-15-7190-9_5)

129



PRINCIPAL  
NARAYANA PHARMACY COLLEGE  
NELLORE - 524 002

## Chapter 4

# Cultivation of Microalgae: Effects of Nutrient Focus on Biofuels



Kishore Kumar Kadimpati, Sujatha Sanneboina, Narasimha Golla, Ramesh Kumpati, and Wojciech Skarka

**Abstract** Several microalgae have potential to produce biofuels, carotenoids, polyunsaturated fatty acids, peptides, and phytosterols. Microalgae are capable of producing biofuels competently as another potential alternate as feedstock and may help to generate extra revenue, when its cultivation is handled scientifically at large-scale. The growth medium components, which is a major part of their cultivation, play a key role to improve its cellular components and mass accumulation. The medium components are varied according to the nature of microalgae, i.e., heterotrophic, autotrophic, and their nature of availability. In this chapter, nutritional factors, suitable compositions of media used for various microalgae cultivation, photosynthesis process, micronutrients requirements, and bioreactors for microalgae are discussed. For enhanced production of biofuels and bioactive compounds, optimized environmental conditions and nutritional factors for effective cultivation of microalgae have been revealed.

**Keywords** Microalgae · Photosynthesis · Lipid production · Cultivation

### Nomenclature

ATP	Adenosine triphosphate
BBM	Bold basal medium
BG 11	Blue-green medium
E	Energy

K. K. Kadimpati · S. Sanneboina  
Department of Pharmaceutical Biotechnology, Narayana Pharmacy College, Nellore, Andhra Pradesh, India

N. Golla (✉)  
Applied Microbiology Laboratory, Department of Virology, Sri Venkateswara University, Tirupathi, Andhra Pradesh, India

R. Kumpati · W. Skarka  
Department of Fundamentals of Machinery Design, Silesian University of Technology, Gliwice, Poland

© Springer Nature Singapore Pte Ltd. 2020  
N. Srivastava et al. (eds.), *Microbial Strategies for Techno-economic Biofuel Production*, Clean Energy Production Technologies,  
[https://doi.org/10.1007/978-981-15-7190-9\\_4](https://doi.org/10.1007/978-981-15-7190-9_4)

85



PRINCIPAL  
NARAYANA PHARMACY COLLEGE  
NELLORE - 524 002

## Chapter 6

# Microalgae Potential Feedstock for the Production of Biohydrogen and Bioactive Compounds



Kishore Kumar Kadimpati, Sujatha Sanneboina, Narasimha Golla, Sridevi Ayla, Wojciech Skarka, and Yoshiharu Mitoma

**Abstract** Urbanization and industrialization increase the energy demand, and fossil fuels are depleting drastically due to energy consumption by industrial and domestic purposes. There is a need to increase the production of energy by sustainable renewable sources. Marine microalgae are potential sources of biofuels and feedstock for the production of other bioactive compounds. Microalgae can be easily cultured in photobioreactors for the production of several types of biofuels. This chapter describes about the production of biohydrogen through photolysis followed by dark fermentation. Several types of photobioreactors used in the production of biohydrogen, suitability of microalgae as feedstock, and other microorganism used in the dark fermentation are discussed. The end product of biohydrogen after combustion is only water vapor; hence, there is no air pollution. Because of this nature of hydrogen gas, much attention has been paid by several researchers for the production of biohydrogen. Several bioactive compounds produced by microalgae, possibility of scale up, and industrialization have been revealed. Various parameters involved in the process, bioreactor types, and their design has to be discussed. Further the estimated cost of the pilot project for various biofuel products and the

K. K. Kadimpati · S. Sanneboina

Department of Pharmaceutical Biotechnology, Narayana Pharmacy College, Nellore, Andhra Pradesh, India

N. Golla (✉)

Applied Microbiology Laboratory, Department of Virology, Sri Venkateswara University, Tirupathi, Andhra Pradesh, India

S. Ayla

DBT-Bionext Centre, Sri Padmavathi Mahila University, Tirupathi, Andhra Pradesh, India

W. Skarka

Department of Fundamentals of Machinery Design, Silesian University of Technology, Gliwice, Poland

Y. Mitoma

Department of Environmental Science, Perfectural University of Hiroshima, Hiroshima, Japan

© Springer Nature Singapore Pte Ltd. 2020

N. Srivastava et al. (eds.), *Microbial Strategies for Techno-economic Biofuel Production*, Clean Energy Production Technologies,

[https://doi.org/10.1007/978-981-15-7190-9\\_6](https://doi.org/10.1007/978-981-15-7190-9_6)

171



PRINCIPAL  
NARAYANA PHARMACY COLLEGE  
NELLORE - 524 002



**12<sup>th</sup>IconSWM-CE & IPLA Global Forum 2022**  
**12<sup>th</sup> International Conference on Sustainable Waste Management & Circular Economy and IPLA Global Forum 2022**

**International Society of Waste Management, Air and Water (ISWMAW) Sri Venkateswara University, Tirupati, Andhra Pradesh, India**

November 30 – December 03, 2022

**Certificate of Participation**

**Presented to: S SUJATHA**

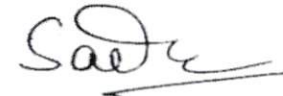


**Prof. Dr. S. Varadarajan**

Convenor, 12<sup>th</sup>IconSWM-CE & IPLA Global Forum 2022 and Professor, SVU, Tirupati, India



ISWMAW




**Prof. Dr. Sadhan K Ghosh**

Chairman, IconSWM-CE && IPLA Global Forum and Founder & President, ISWMAW



IPLA

Certificate issued on December 02, 2022 from ISWMAW and SVU at Tirupati, Andhra Pradesh, India



PRINCIPAL  
NARAYANA PHARMACY COLLEGE  
NELLORE - 524 002

Hospital and Community pharmacy text book provides an insight related to various aspects of hospital and hospital pharmacy organization and also some of the contents related to community pharmacy. It comprises of 9 chapters. It gives a glance on various clinical and community oriented aspects of the pharmacist. This book features enhances the readership, a glance on the provided context and educational value. It is associated by simple language to understand the concept. The structure of this book is with simple language and is arised from literature evidences and standard documentation. Students of doctoral pharmacy degree, under graduate pharmacy students, academicians and researchers avail of this knowledge to achieve satisfaction in profession and studies.




Dr. Krishnaveni Manubolu is an endowed Associate Professor in Department of Pharmaceutics at Narayana Pharmacy College, Nellore affiliated to Jawarlal Nehru Technological University Ananthapuramu. She received her PhD from JNTUA (2022). She has lifetime membership in various professional society bodies like IPA, APTI.

FOR AUTHOR USE

DR. KRISHNAVENI MANUBOLU  
DR. K.B. CHANDRASEKHAR  
DR. KUDIPUDI HARINADHA BABA

# HOSPITAL AND COMMUNITY PHARMACY



PRINCIPAL  
NARAYANA PHARMACY COLLEGE  
NELLORE - 524 002



# **Chapter - 4**

## **Controlled Drug Delivery Systems**

### **Authors**

#### **Krishnaveni Manubolu**

Faculty of Pharmacy, Department of Pharmaceutics, Narayana  
Pharmacy College, Nellore, Andhra Pradesh, India

#### **Sreenivasulu Munna**

Professor, Department of Pharmaceutical Chemistry, Santhiram  
College of Pharmacy, Nandyal, Kurnool, Andhra Pradesh,  
India

#### **K.B. Chandrasekhar**

Professor, Department of Chemistry, Krishna University,  
Machilipatnam, Krishna, Andhra Pradesh, India

#### **Raveesha Peeriga**

Associate Professor, Department of Pharmacognosy, V.V.  
Institute of Pharmaceutical Sciences, Krishna, Andhra Pradesh,  
India



A handwritten signature in blue ink, appearing to read "Raveesha Peeriga".

PRINCIPAL  
NARAYANA PHARMACY COLLEGE  
NELLORE - 524 002

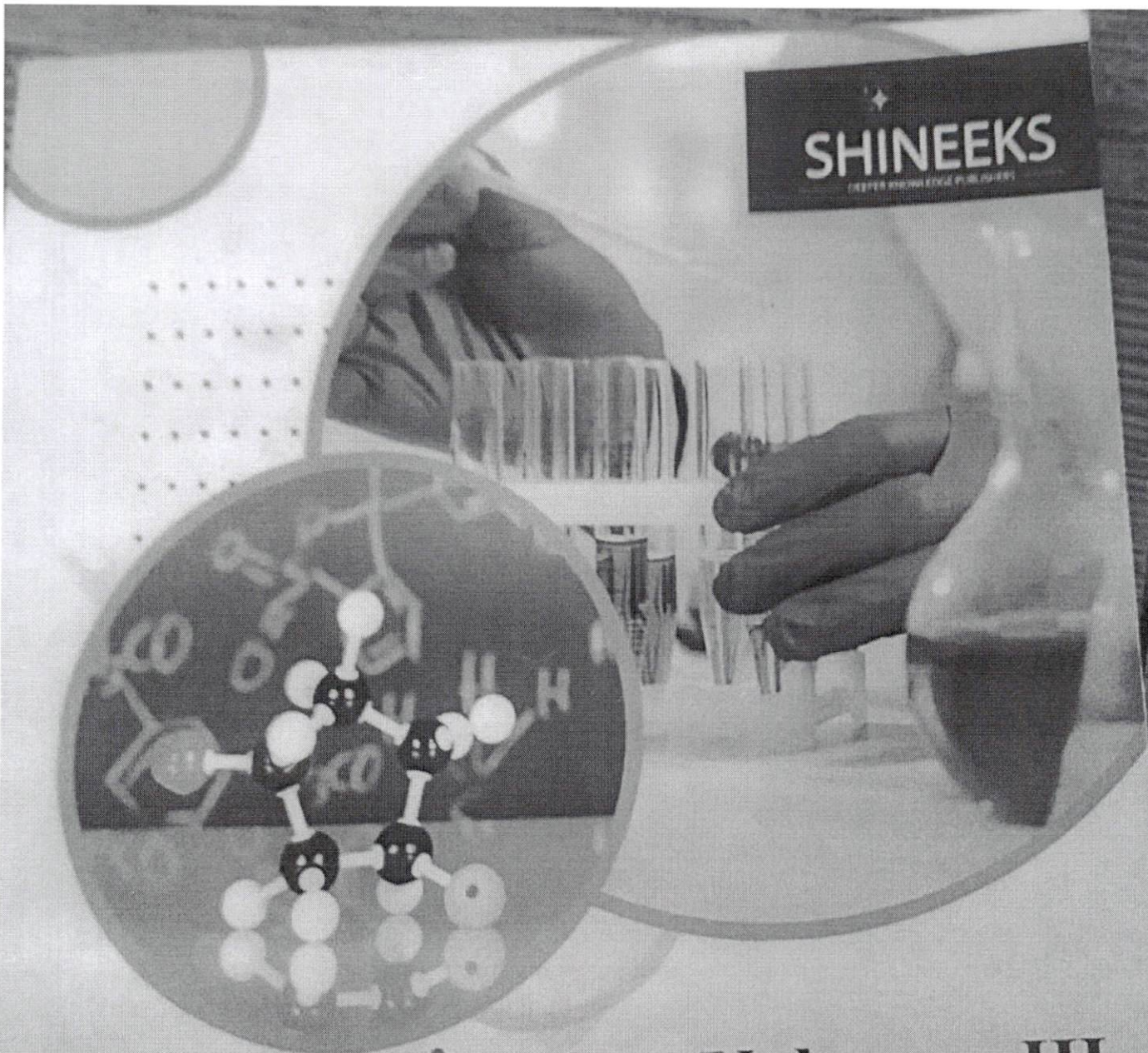
# A TEXT BOOK OF PHARMACEUTICS-I



A handwritten signature in blue ink, appearing to be "Krishnaveni Manubolu".

PRINCIPAL  
NARAYANA PHARMACY COLLEGE  
NELLORE - 524 002

Dr. Krishnaveni Manubolu  
Dr. Avinash Angilicam




**SHINEEKS**  
DEEPA PHARMACEUTICALS PUBLISHERS

# Advances in Volume - III Chemical Biology

An Approach  
 Future Perspectives

PRINCIPAL  
 NARAYANA PHARMACY COLLEGE  
 NELLORE - 524 002



**Dr. Nandeshwarappa B. P.**  
**Dr. Sadashiv S. O.**  
**Dr. Sharangouda J. Patil**  
**Dr. Chandrashekharappa**

## Purification of Herbal Biomolecules Using Chemical Biology Approaches

### CHAPTER ONE

**Authors**  
Suchitra M.<sup>1</sup>, Binoy Varghese Cheriyan<sup>2</sup>, Manjunath S. Katagi<sup>3</sup> and Mounika R. V. S.<sup>4</sup>

<sup>1</sup>Department of Pharmaceutical Chemistry, Narayana Pharmacy College, Nellore, Andhra Pradesh, India

<sup>2</sup>Department of Pharmaceutical Chemistry, Saveetha College of Pharmacy, Saveetha University, Chennai, Tamilnadu, India

<sup>3</sup>Department of Pharmaceutical Chemistry, Bapuji Pharmacy College, Davanagere, Karnataka, India

<sup>4</sup>Department of Pharmaceutical Analysis, QIS College of Pharmacy, Ongole, Andhra Pradesh, India

**Corresponding author:** Manjunath S. Katagi, Department of Pharmaceutical Chemistry, Bapuji Pharmacy College, Davanagere, Karnataka, India.  
Email: manju\_mpharm@rediffmail.com

#### Abstract

Chemical biology is a multidisciplinary branch of research that uses chemical entities that are either naturally occurring or artificially created to alter and study biological systems. It comprises the application of various chemical techniques, specifically the analysis of tiny particles that were produced through synthetic chemistry, to the evaluation and alteration of biological systems. Techniques that are used in chemical biology include cryo-electron microscopy, atomic force microscopy, DSC, mass spectroscopy, NMR, molecular dynamics, 2D IR, single- and two-photon fluorescence, optical tweezers, PET imaging, and

Advances in Chemical Biology - An Approach to Future Perspectives - Volume - 3 by Nandeshwarappa B. P., Sadashiv S. O., Sharangouda J. Patil and Sandeep Chandrashekarappa. Copyright © 2023 SHINEEKS Publisher eBooks. All rights reserved.

01



*(Handwritten signature)*

**PRINCIPAL  
NARAYANA PHARMACY COLLEGE  
NELLORE - 524 002**